













# Matching Times

Write the letter of the matching clock.

- c   1. It's six o'clock.
- 2. It's twelve o'clock.
- 3. It's three o'clock.
- 4. It's seven o'clock.
- 5. It's four o'clock.
- 6. It's nine o'clock.
- 7. It's five o'clock.
- 8. It's ten o'clock.
- 9. It's one o'clock.
- 10. It's two o'clock.
- 11. It's eleven o'clock.
- 12. It's eight o'clock.

a.		<b>3:00</b>
b.		<b>9:00</b>
c.		<b>6:00</b>
d.		<b>5:00</b>
e.		<b>7:00</b>
f.		<b>12:00</b>
g.		<b>10:00</b>
h.		<b>1:00</b>
i.		<b>4:00</b>
j.		<b>11:00</b>
k.		<b>2:00</b>
l.		<b>8:00</b>

at least once to the question, "What time is it?" For further practice, state a time ("It's ten o'clock.") and have students identify, by letter, the correct clock. After sufficient practice assign this page for independent work.

**Skill Objective:** Telling time, on the hour  
Draw attention to the clocks on the right side of the page. Name a clock by its letter, and ask a student to tell the time. Give all students a chance to respond